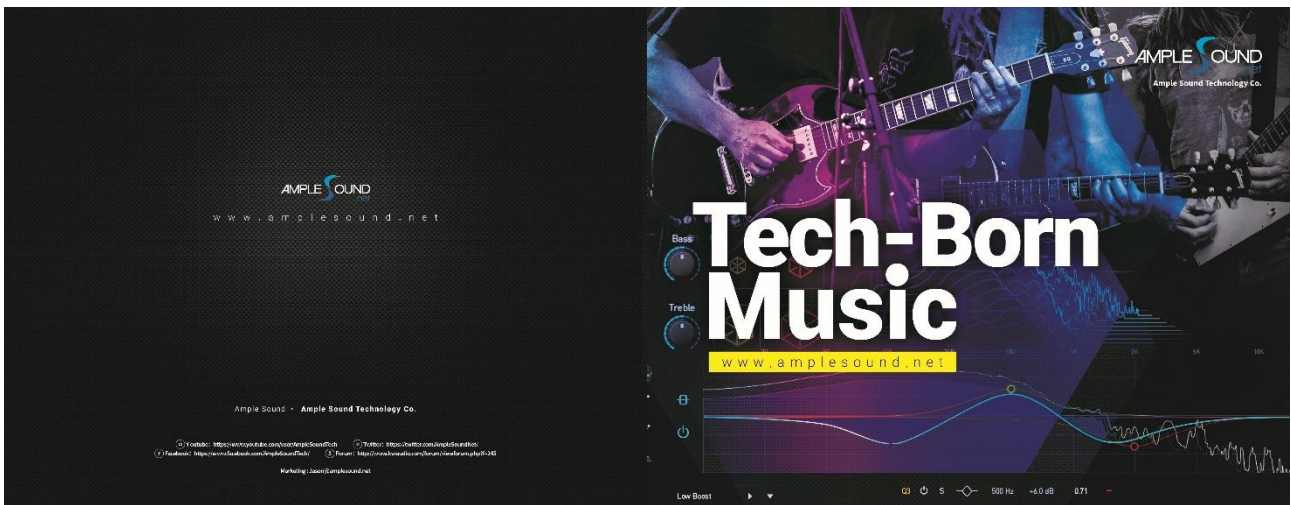


FX Panel Manual



Ample Sound Technology Co.

Contents

1	FX PANEL.....	1
1.1	OVERVIEW OF FX.....	1
1.2	COMPRESSOR.....	1
1.3	EQ.....	2
1.3.1	CONTROL TIPS.....	2
1.3.2	FILTER TYPE.....	3
1.4	DELAY.....	3
1.5	IR REVERB.....	4

1 FX PANEL

1.1 Overview of FX



1.	Compression
2.	8-Band-EQ
3.	Delay
4.	IR Reverb
5.	Bypass All FXs
6.	On/Off
7.	Save/Load Preset

1.2 Compressor



1.	Soft/Hard Knee
2.	Threshold Value
3.	Ratio
4.	Attack Time

5. Release Time
6. Detect Mode
7. Auto Release
8. Auto Gain
9. Gain Makeup
10. Input Meter
11. Gain Meter
12. Output Meter
13. Red Wave - GR
14. Light Grey Wave - Output
15. Dark Grey - Input

1.3 EQ



1. Enable/Disable
2. Solo
3. Filter Type
4. Filter Frequency
5. Filter Gain
6. Filter Q Value
7. Remove
8. Gain Makeup

1.3.1 Control Tips

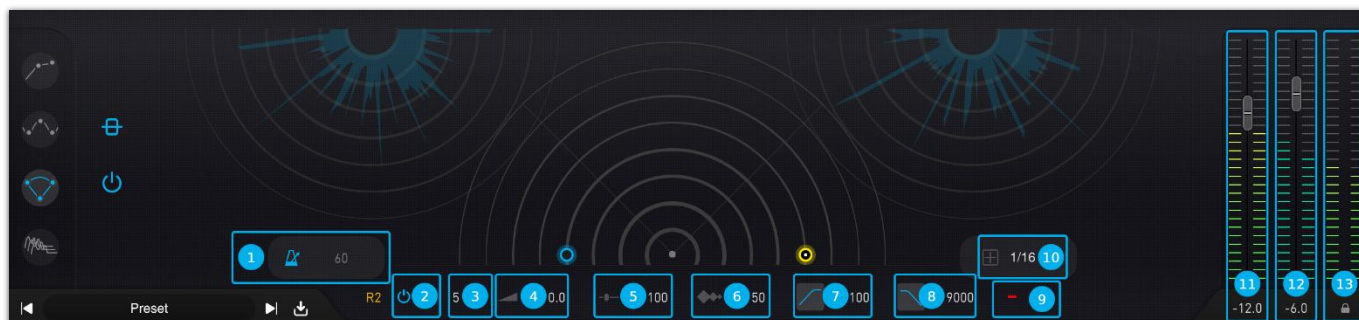
- Double Click to insert a filter.
- Hold Ctrl and drag to change Q only.
- Hold Shift and drag to change Gain only.

1.3.2 Filter Type



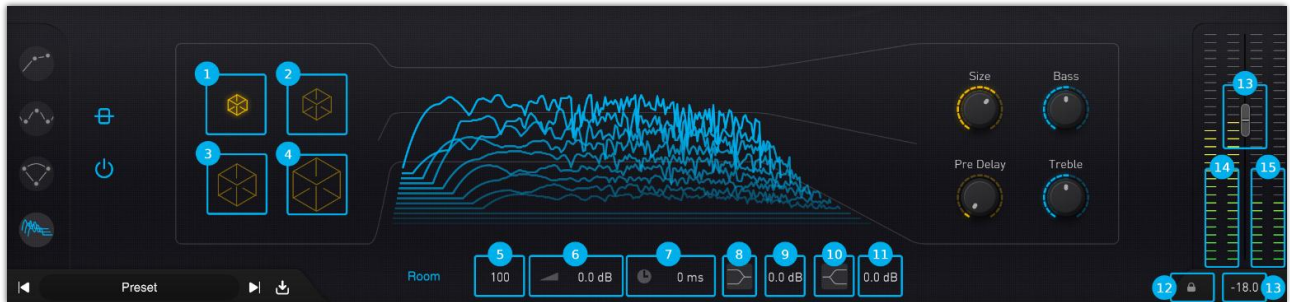
1.	Low Cut Filter
2.	Low Shelf Filter
3.	Peak Filter
4.	High Shelf
5.	High Cut
6.	Band Pass Filter

1.4 Delay



1.	Sync Host Tempo and Time Signature
2.	Enable/Disable
3.	Delayed Time
4.	Volume Gain
5.	Pan
6.	Feedback
7.	Low Cut & Freq
8.	High Cut & Freq
9.	Remove
10.	Grid
11.	Send Level
12.	Reverb Send Level
13.	Send Lock

1.5 IR Reverb



1.	Room
2.	Small Hall
3.	Hall
4.	Large Hall
5.	Room Size
6.	Volume Gain
7.	Pre-delay Time
8.	Bass Gain Switch
9.	Bass Gain
10.	Treble Gain Switch
11.	Treble Gain
12.	Lock the Send Level
13.	Send Level
14.	Input Meter
15.	Output Meter

Website: <https://www.amplesound.net>

Free Version Download: <https://www.amplesound.net/en/download.asp>

Online Service: <https://www.facebook.com/AmpleSoundTech>



Tech-Born Music

Produced and Copyright provided by Ample Sound Technology Co.