

Ample China Guqin Riffer Manual



Beijing Ample Sound Technology Co. Ltd

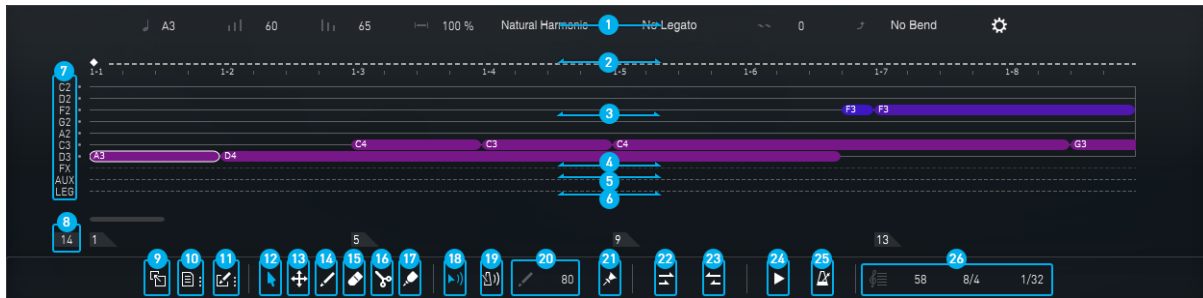
Contents

1	RIFFER	4
1.1	OVERVIEW OF RIFFER PANEL.....	4
1.2	OPERATION	5
1.2.1	<i>Riff Play Toggle</i>	5
1.3	NOTE PROPERTIES	5
1.3.1	<i>Note Properties</i>	5
1.3.2	<i>Bend Editor</i>	5
1.3.3	<i>Note Off Velocity</i>	6
1.4	EXPRESSION.....	6
1.4.1	<i>Icon Position</i>	6
1.4.2	<i>Icons of Articulations & Legato</i>	6
1.4.3	<i>Articulation & Legato Rules</i>	7
1.5	FX LINE	7
1.5.1	<i>Articulation & Legato Rules</i>	7
1.6	AUX LINE.....	8
1.7	LEG LINE.....	8
1.8	SCORE & GLOBAL PARAMETERS	9
1.8.1	<i>File Menu</i>	9

1.8.2	<i>Edit Menu</i>	11
1.8.3	<i>Edit Tools</i>	11
1.8.4	<i>Right-Click Menu</i>	12
1.8.5	<i>Score Parameters</i>	12
1.9	PRESET & SAVE WINDOW	13
1.9.1	<i>Preset Window</i>	13
1.9.2	<i>Save Window</i>	13

1 Riffer

1.1 Overview of Riffer Panel



1. Note Properties Line
2. Expression Line
3. String Roll
4. FX Noise Line
5. AUX Line
6. Legato Line
7. Tuner
8. Measures and Scroll Bar
9. Drag MIDI to Host
10. File Menu
11. Edit Menu
12. Select
13. Move
14. Draw
15. Erase
16. Split
17. Glue
18. Riff Acoustic Feedback Toggle
19. Riff Metronome Toggle
20. Default Insert Note Velocity

21. Fixed Velocity
22. Legato Tool
23. Restrict Tool
24. Riff Play Toggle
25. Sync Toggle
26. Score Properties

1.2 Operation

1.2.1 Riff Play Toggle

The keyswitch is A#6 (high velocity on and low velocity off). The playing position begins at the selected note.

1.3 Note Properties

1.3.1 Note Properties

Select a note, the note properties will be shown on the title area. There are Pitch, Velocity, Duration, Articulation, Legato, Vibrato, Bend, Note Off Velocity, altogether 8 options for each note.

1.3.2 Bend Editor

You can drag each point to change the Bend Rate.



1.3.3 Note Off Velocity

Control the volume of Release and Fingered Release.

1.4 Expression

1.4.1 Icon Position



1.4.2 Icons of Articulations & Legato

Icons	Articulation
◆	Nature Harmonic
∴	Short Tremolo
➤	Slide In From Below
⏪	Slide in Above
➤	Legato Slide Up
⏪	Legato Slide Down
↶	Slide Up and Return
↷	Slide Down and Return
~	Vibrato

↗	Bend
~	Vibrato

1.4.3 Articulation & Legato Rules

- Legato Portamento is available when notes are next to each other and on the same string. The Legato Portamento must be marked on the first note. The speed of long legato slide (more than 2 frets) is determined by the velocity of destination note. Higher the velocity, faster the speed.



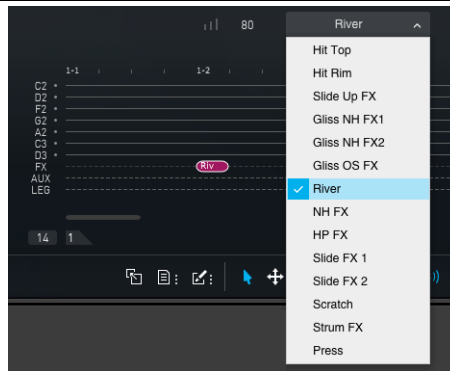
- Natural Harmonic is available on the natural harmonic positions (2nd, 3rd, 4th, 5th, 7th and 12th fret).

1.5 FX Line

1.5.1 Articulation & Legato Rules

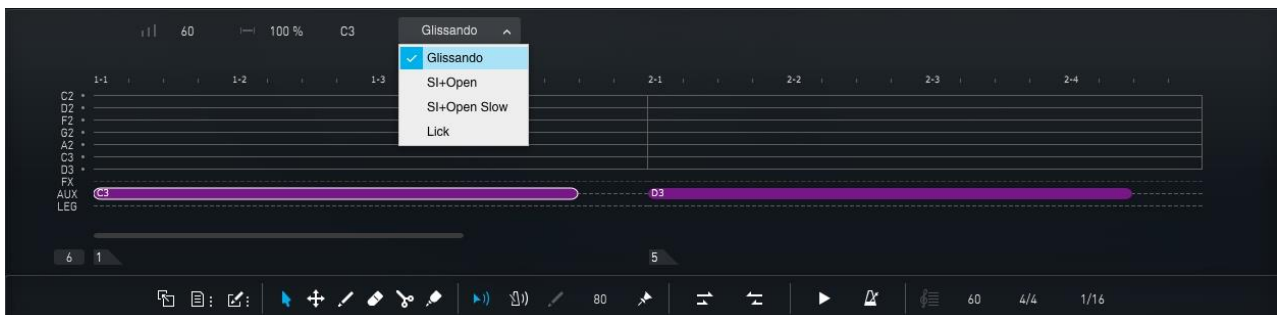
Select a FX note, there are 2 options: Velocity and FX type (pitch) for each FX note.

*The FX type is different on different instruments.



1.6 Auxiliary Line

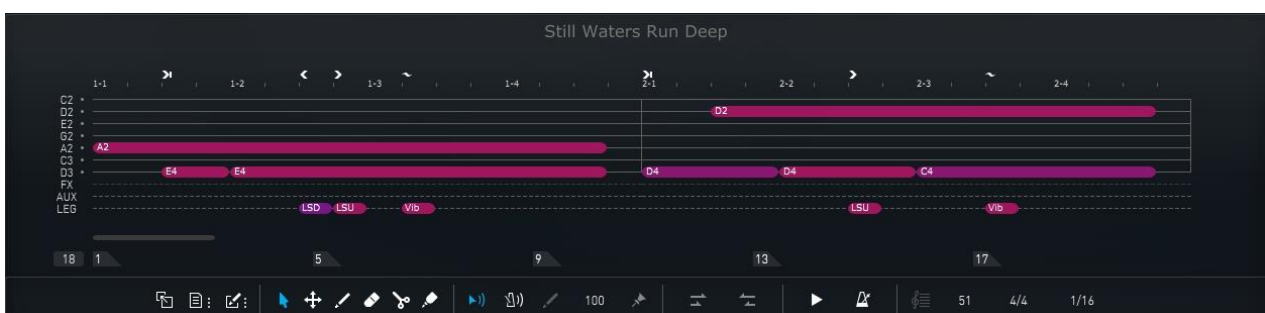
An auxiliary note has 4 properties: Velocity, Duration, Pitch, and Articulation.



1.7 Legato Line

A legato note has 2 properties: Velocity and Articulation. The position of the legato note determines the timing at which the current note transits to the selected articulation.

* The number of legato transitions that can be performed on one note is unlimited.

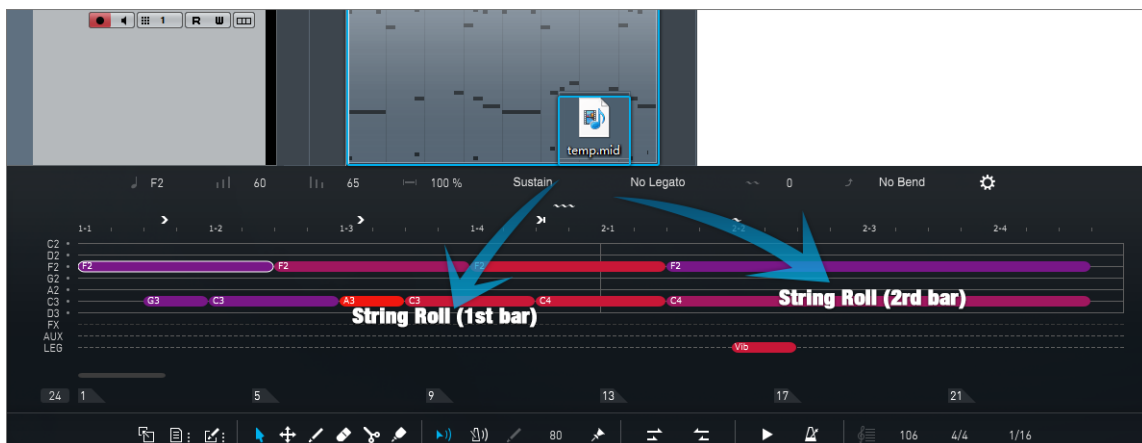


1.8 Score & Global Parameters

1.8.1 File Menu

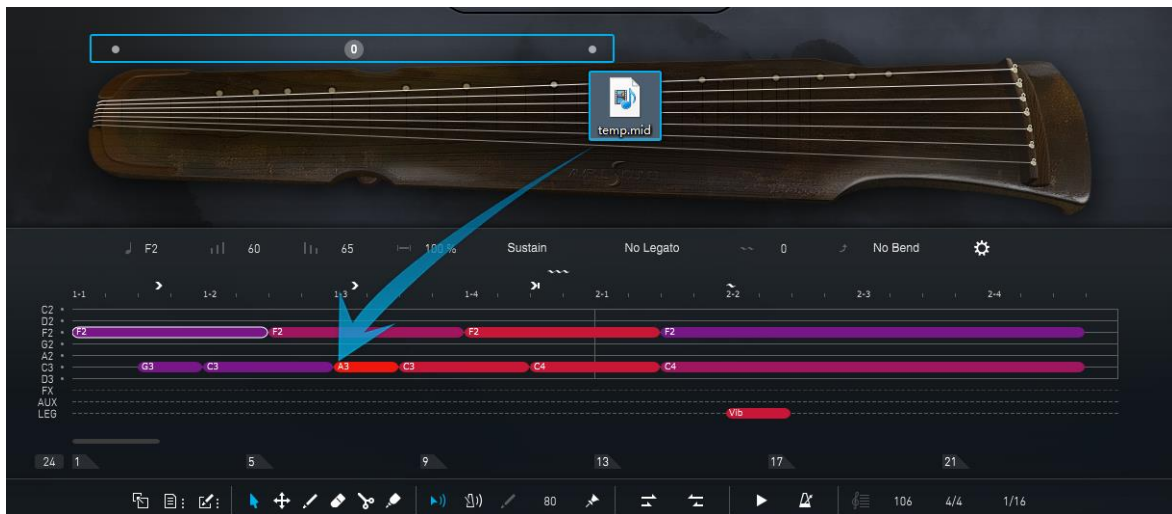
	Hotkey
New	Ctrl + Shift + N
Load	Ctrl + O
Save	Ctrl + S
Save As	Ctrl + Shift + S
Import MIDI	-
Export MIDI	-

1.8.1.1 Import MIDI to Riffer



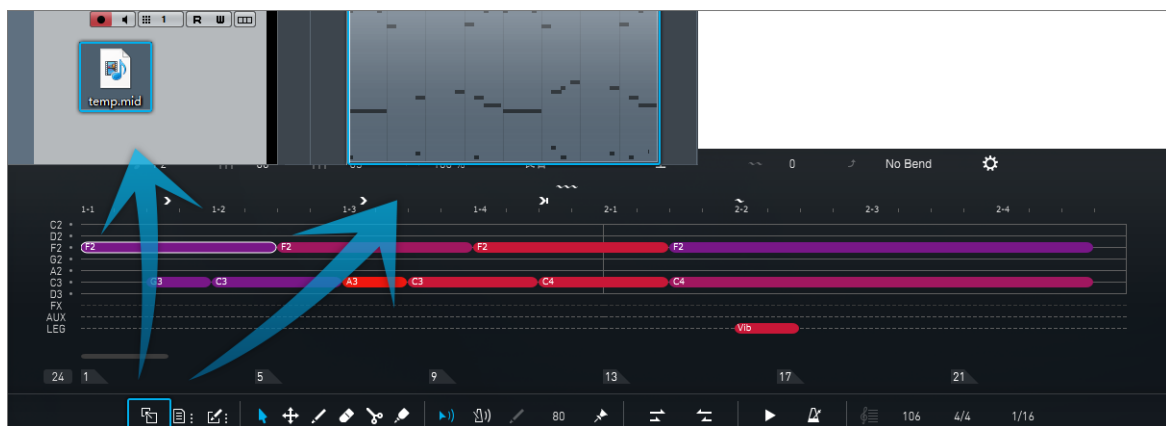
The MIDI file can be imported to Riffer, the MIDI format must be MIDI 0 or MIDI 1, and make sure that there is only one track in the MIDI file.

*The MIDI block could be dragged into Riffer directly only in Cubase & Nuendo.



Click on the virtual fingerboard to set the position then import the MIDI, the notes will be in the current position.

1.8.1.2 Export Riff to MIDI



Drag the riff to MIDI track, or generate a MIDI file

* In the Settings panel, under the Riffer tab, users can choose from different MIDI export modes.

1.8.2 Edit Menu

	Key Commands	Temporary Hotkey
Undo	Ctrl + Z	
Redo	Ctrl + Shift + Z	
Cut	Ctrl + X	
Copy	Ctrl + C	
Duplicate	Ctrl + D	
Paste	Ctrl + V	Alt + Mouse drag on note
Delete	Backspace / Delete	
Clear All	Ctrl + Backspace / Delete	
Select All	Ctrl + A	

Other quick edit

Drag a note vertically	Change pitch
Drag the border of a note horizontally	Change length
Ctrl + Drag the border of a note horizontally	Change duration
Arrow Keys	Select notes.
Shift + Up/Down Arrow Keys	Change the string.
Shift + Left/Right Arrow Keys	Change the position.
Ctrl + Left/Right Arrow Keys	Change the pitch
Ctrl + Up/Down Arrow Keys	Change the velocity (step of 1)
Ctrl + Shift + Left/Right Arrow Keys	Change the pitch (1 OCT, except NH)
Ctrl + Shift + Up/Down Arrow Keys	Change the velocity (step of 10)

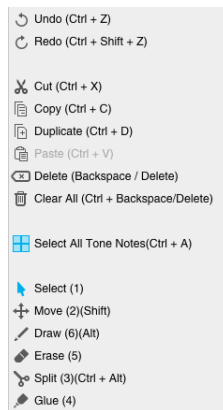
* For Mac users, please replace Ctrl with the Cmd key.

1.8.3 Edit Tools

	Hotkey	Temporary Hotkey
Select	1	Ctrl
Move	2	Shift

Draw	6	Alt or Left double-click
Erase	5	
Split	3	Ctrl + Alt
Glue	4	

1.8.4 Right-Click Menu



You can do Undo, Redo, Cut, Copy, Duplicate, Paste, Delete, Clear All, Select All, and select edit tool on the Right-Click Menu.

1.8.5 Score Parameters

Time Signature	Follow Global Time Signature when SYNC is on
BPM	Follow DAW's BPM when SYNC is on
Quantize	Follow Global Quantize when SYNC is on

1.9 Preset & Save Window

1.9.1 Preset Window

Name	Last Modified Time	Author	Rating	Key	Riff Qu...	Riff Time S...	Riff B...	Type	Category
ACGQ-Demo	10/19/2023 17:47	Jiang	☆☆☆☆☆	F	1/16	4/4	120	Riff	Other
Big Fish	10/24/2023 14:27	Lei Qian	☆☆☆☆☆	C	1/16	4/4	60	Riff	Pop
Divine Farmer	10/24/2023 14:27	Ample Sound	☆☆☆☆☆	F	1/32	4/4	120	Riff	Other
Drunken Madman 2	10/24/2023 14:27	Ancient Music	☆☆☆☆☆	C	1/16	4/4	106	Riff	Rock
Flowing Water	10/24/2023 14:28	Ancient Music	☆☆☆☆☆	C	1/32	8/4	58	Riff	Classical
Glimpse of the Heavenly Palace	10/24/2023 14:27	Yi Yang	☆☆☆☆☆	C	1/32	4/4	58	Riff	Classical
Gliss F	10/24/2023 14:27	Ample Sound	☆☆☆☆☆	C	1/16	4/4	60	Riff	Classical
Listening Rain on the Mountainside	10/24/2023 14:27	Qing Yang	☆☆☆☆☆	C	1/16	4/4	70	Riff	Folk
Lone Hero	10/24/2023 14:27	Lei Qian	☆☆☆☆☆	B	1/16	4/4	64	Riff	Classical
Sli-Bug01	09/22/2023 07:52	Ample Sound	☆☆☆☆☆	C	1/16	4/4	70	Riff	Rock
Stagnant Water	10/17/2023 16:05	Ample Sound	☆☆☆☆☆	C	1/16	4/4	70	Riff	Classical

In this window you can display all the attributes (Category, Time Signature, Key, Quantize, BPM, Type and Author), sort presets according to an attribute, search and rate presets.

*Right click can remove rating.

1.9.2 Save Window

Path: C:\Users\Ample Sound Jrf\Documents\Ample Sound\Riffs\China

Name:

Author:

Category: Riff BPM:

Riff Time Si...: Riff Quantize:

Key: Type:

Chord:

*Separated by commas if there are more than one chord.

Website: <http://www.amplesound.net>

Free Version Download: <http://www.amplesound.net/en/download.asp>

Online Service: <http://www.facebook.com/AmpleSoundTech>



Tech-Born Music

Produced and Copyright provided by Beijing Ample Sound Technology Co. Ltd